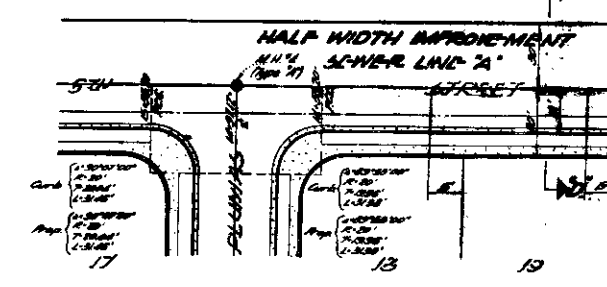
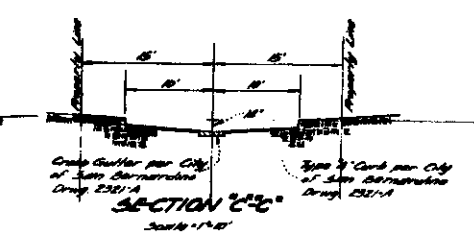
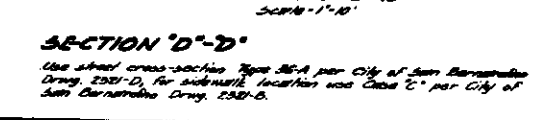
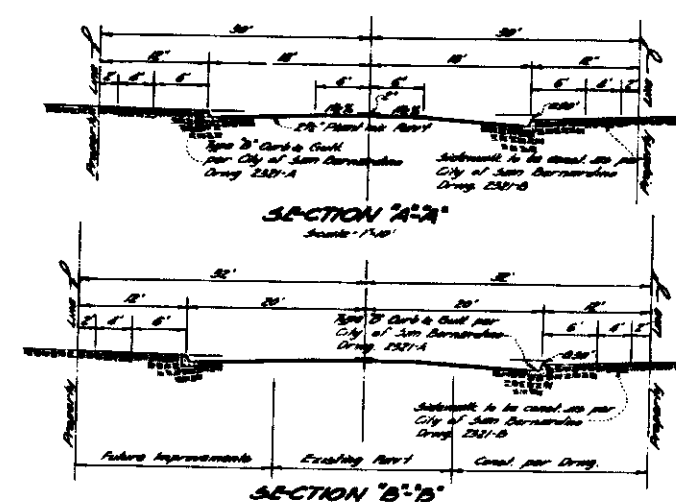


INTERSECTION DETAIL
6TH STREET & MERIDIAN AVE.
 Scale: 1"=20'



PLAN
6TH STREET (cont.)



- NOTES:**
1. Manhole frames and covers to be constructed by same contractor as below official grade shown and upon completion of paving, the paving contractor shall adjust manhole frames and covers to said official grades.
 2. All manholes shall be 4" V.C.P. and extended 2' beyond property line.
 3. All work indicated on these plans shall be done in conformity with applicable provisions of Specifications No. 2271.
 4. Exact locations of sewer laterals to be determined in the field.
 5. D.M. Survey in Handbook N.E. Cor. Frontal & Meridian Elys-188729
 6. Construct 24" diam. manhole at all streets as shown.

IMPROVEMENT PLANS & PROFILES
TRACT NO. 4755

San Bernardino
 Arthur J. Sullivan & Assoc.
 January 24, 1928
 8334